



# ATHLETICS

at the

EMPIRE STADIUM WEMBLEY

SATURDAY JULY 31<sup>ST</sup> 1948

OFFICIAL PROGRAMME · ONE SHILLING

# METRIC CONVERSION TABLES

Metres into Feet and Inches				Centimetres into Feet and Inches				Feet into Metres		Inches into Centimetres		
m.	ft.	in.	ms.	ft.	in.	cm.	ft.	in.	ft.	m.	in.	cm.
1	3	3 <sup>3</sup> / <sub>8</sub>	51	167	3 <sup>3</sup> / <sub>8</sub>	1	0	51	1	8 <sup>1</sup> / <sub>2</sub>	31	63
2	6	6 <sup>3</sup> / <sub>8</sub>	52	170	7 <sup>1</sup> / <sub>8</sub>	2	0	52	1	8 <sup>1</sup> / <sub>2</sub>	61	127
3	9	10 <sup>1</sup> / <sub>8</sub>	53	173	10 <sup>1</sup> / <sub>8</sub>	3	1	53	1	8 <sup>1</sup> / <sub>2</sub>	91	19
4	13	1 <sup>1</sup> / <sub>2</sub>	54	177	2	4	1	54	1	9	122	254
5	16	4 <sup>1</sup> / <sub>8</sub>	55	180	5	5	2	55	1	9	152	317
6	19	8 <sup>1</sup> / <sub>8</sub>	56	183	8	6	2	56	1	10	183	381
7	22	11 <sup>1</sup> / <sub>8</sub>	57	187	11	7	2	57	1	10	213	444
8	26	3	58	190	3	8	3	58	1	10	244	508
9	29	6 <sup>3</sup> / <sub>8</sub>	59	193	6	9	3	59	1	11	274	571
10	32	9 <sup>3</sup> / <sub>8</sub>	60	196	10	10	3	60	1	11	305	635
11	36	1 <sup>1</sup> / <sub>2</sub>	61	200	1	11	4	61	2	0	305	635
12	39	4 <sup>1</sup> / <sub>8</sub>	62	203	5	12	4	62	2	0	39	915
13	42	7	63	206	8	13	5	63	2	0	40	122
14	45	11 <sup>1</sup> / <sub>8</sub>	64	209	11	14	5	64	2	1	50	1525
15	49	2	65	213	3	15	5	65	2	1	60	183
16	52	5	66	216	6	16	6	66	2	2	70	2135
17	55	9	67	219	9	17	6	67	2	2	80	244
18	59	0	68	223	1	18	7	68	2	2	90	2745
19	62	4	69	226	4	19	7	69	2	3	100	305
20	65	7 <sup>3</sup> / <sub>8</sub>	70	229	7	20	7	70	2	3	110	3355
21	68	10 <sup>3</sup> / <sub>8</sub>	71	232	11	21	8	71	2	4	120	366
22	72	2	72	236	2	22	8	72	2	4	130	3965
23	75	5	73	239	6	23	9	73	2	4	140	427
24	78	8 <sup>3</sup> / <sub>8</sub>	74	242	9	24	9	74	2	5	150	4575
25	82	0	75	246	0	25	9	75	2	5	160	488
26	85	3	76	249	4	26	10	76	2	5	170	5185
27	88	7	77	252	7	27	10	77	2	6	180	549
28	91	10 <sup>3</sup> / <sub>8</sub>	78	255	10	28	11	78	2	6	190	5795
29	95	1	79	259	2	29	11	79	2	7	200	61
30	98	5 <sup>1</sup> / <sub>8</sub>	80	262	5	30	11	80	2	7	210	6405
31	101	8 <sup>3</sup> / <sub>8</sub>	81	265	9	31	1	81	2	7	220	671
32	104	11 <sup>3</sup> / <sub>8</sub>	82	269	0	32	1	82	2	8	230	7015
33	108	3	83	272	3	33	1	83	2	8	240	732
34	111	6	84	275	7	34	1	84	2	9	250	7625
35	114	10	85	278	10	35	1	85	2	9	260	793
36	118	1	86	282	1	36	1	86	2	9	270	8235
37	121	4	87	285	5	37	1	87	2	10	280	854
38	124	8	88	288	8	38	1	88	2	10	290	8845
39	127	11 <sup>3</sup> / <sub>8</sub>	89	291	11	39	1	89	2	11	300	915
40	131	2	90	295	3	40	1	90	2	11	310	9455
41	134	6	91	298	6	41	1	91	2	11	320	976
42	137	9	92	301	9	42	1	92	3	0	330	10065
43	141	0	93	305	1	43	1	93	3	0	340	1037
44	144	4	94	308	4	44	1	94	3	1	350	10675
45	147	7	95	311	8	45	1	95	3	1	360	10975
46	150	11	96	314	11	46	1	96	3	1	370	1128
47	154	2	97	318	2	47	1	97	3	2	380	1158
48	157	5	98	321	6	48	1	98	3	2	390	11885
49	160	9	99	324	9	49	1	99	3	3	400	1219
50	164	0	100	328	0	50	1	100	3	3		

# XIV OLYMPIAD LONDON 1948

Patron

HIS MAJESTY THE KING

International Olympic Committee

President

Mr J. SIGFRID EDSTRÖM

Executive Committee

Mr J. SIGFRID EDSTRÖM (Chairman)      Count ALBERTO BONACOSSA  
 Mr AVERY BRUNDAGE (Vice-Chairman)      The Rt Hon The Lord ABERDARE  
 MARQUIS MELCHOR DE POLIGNAC      Colonel P. W. SCHARROU  
 Chancellor Mr OTTO MAYER

President of the Games

The Rt Hon The Viscount PORTAL, DSO, MVO

Chairman of the Organising Committee

The Rt Hon The Lord BURGHLEY, KCMG

Members of the Organising Committee

The Rt Hon The Lord ABERDARE      Mr E. J. H. HOLT, OBE  
 Sir NOEL CURTIS-BENNETT, KCVO      Colonel EVAN A. HUNTER, OBE  
 Mr JACK BERESFORD      Mr J. EMRYS LLOYD, OBE  
 Mr C. B. COWLEY      Mr C. J. PATTESON  
 Mr J. EATON GRIFFITH, OBE      Mr ARTHUR PORRITT, CBE, FRCS  
 Alderman H. E. FERN, OBE, JP      Mr S. F. ROUS, CBE  
 Mr R. B. STUDDERT

Director of Organisation

Mr E. J. H. HOLT, OBE

General Organising Secretary

Lt-Col T. P. M. BEVAN, MC

# ATHLETICS

(July 30th to August 7th)

AT THE  
EMPIRE STADIUM, WEMBLEY

## Programme for

SATURDAY, JULY 31st, 1948

STARTING AT 10 AM

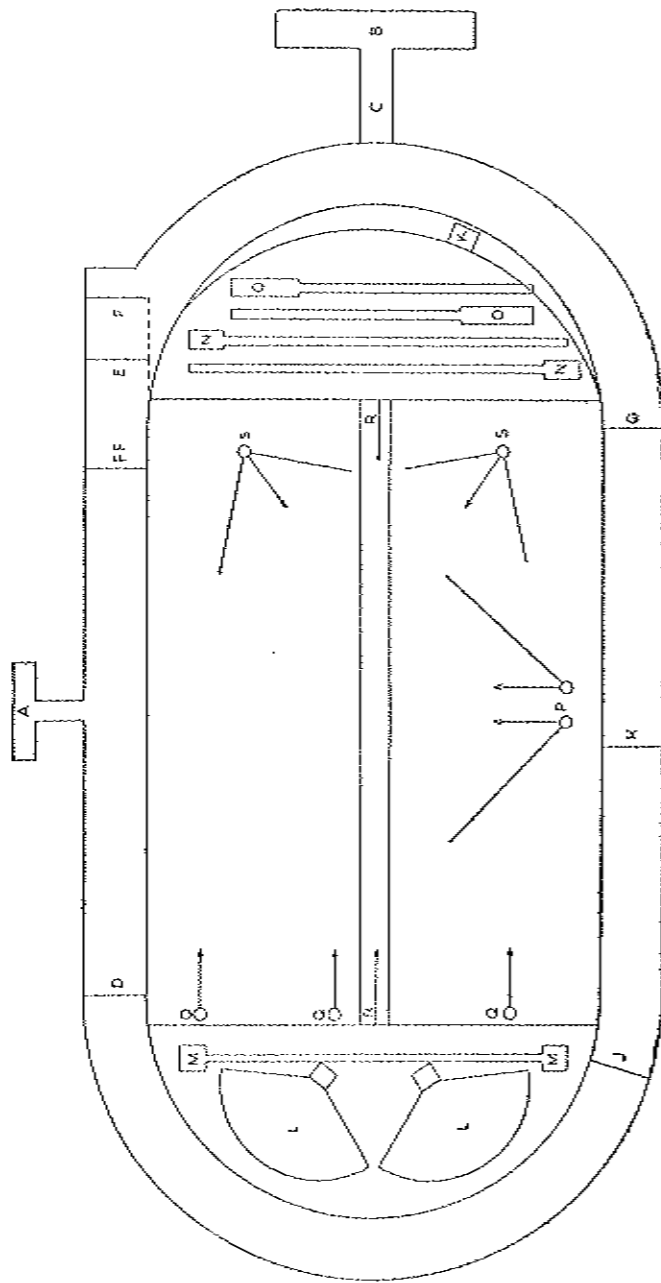


### JURY OF APPEAL

THE RT HON THE LORD BURGHLEY KCMG	<i>Great Britain</i>
MR E. J. H. HOLT OBE	<i>Great Britain</i>
MR AVERY BRUNDAGE	<i>United States</i>
MR P. MERICAMP	<i>France</i>
MR L. MIETTINEN	<i>Finland</i>
MR A. PAULEN	<i>Holland</i>
MR B. KOPAL	<i>Czechoslovakia</i>

*The events are contested under the regulations of the International Amateur Athletic Federation*

ONE LAP OF THE ATHLETIC TRACK IS 400 METRES



### KEY TO ARENA

- |   |                         |
|---|-------------------------|
| A. Royal Box  | M. Pole Vault           |
| B. Main Score Board   | N. Hop, Step and Jump   |
| C. Competitors' Tunnel  | O. Long Jump            |
| D. Finish of all races and<br>Start of 400 m., 800 m., 10,000 m.,<br>10,000 m. Walk | P. Throwing the Hammer  |
| E. 100 m. Start   | Q. Putting the Shot     |
| F. 110 m. Hurdles Start   | R. Throwing the Javelin |
| FF. 80 m. Hurdles Start   | S. Throwing the Discus  |
| G. 200 m. and 5,000 m. Start  |                         |
| H. 3,000 m. Steeplechase Start  |                         |
| J. 1,500 m. Start   |                         |
| K. Water Jump   |                         |
| L. High Jump  |                         |

10.0 A.M.

# THROWING THE HAMMER

EVENT

QUALIFYING TRIALS

1

MARTEAU

MARTILLO

### Olympic Winners

Year	Name	Country	ft.	in.	m.	Year	Name	Country	ft.	in.	m.
1900	J. J. Flanagan	U.S.A.	163	3/4	49.73	1920	P. Ryan	U.S.A.	173	5 1/2	52.67
1904	J. J. Flanagan	U.S.A.	168	1	51.23	1924	F. D. Tootell	U.S.A.	174	10 1/2	53.29
1908	J. J. Flanagan	U.S.A.	170	4 1/2	51.92	1928	P. O'Callaghan	Ire	168	7 1/2	51.39
1912	M. J. McGrath	U.S.A.	179	7	54.74	1932	P. O'Callaghan	Ire	176	11	53.92
	1936	K. Hein			Germany	185	ft. 4 1/2 in.				56.49 m.

World Record : 193 ft. 6 1/2 in. 59.00 m. E. Blask (Germany) Stockholm, 1936.

Olympic Record : 185 ft. 4 1/2 in. 56.49 m. K. Hein (Germany) Berlin, 1936.



Each competitor will have three attempts. The qualifying distance is 49 m. All competitors who attain this distance will take part in the Final. If less than 12 competitors attain 49 m. then the 12 best competitors qualify.

Individual attempts are shown on the small arena scoreboards. The number used is that printed in italics in front of the number worn by the competitor.

#### GROUP 1

1/593	Bennett, R. H.	U.S.A.
2/573	Cederquist, Paul Parno	Denmark
3/579	Clark, D. Med.	Great Britain
4/575	Coyle, D.	Ire
5/530	de Bruyn, A. G. J.	Holland
6/580	Douglas, E. C. K.	Great Britain
7/581	Drake, N. H.	Great Britain
8/594	Dreyer, H. F.	U.S.A.
9/590	Ericson, Bo	Sweden
10/595	Belton, S. M.	U.S.A.
11/574	Frederiksen, Svend A.	Denmark
12/571	Fuse, J.	Argentina
13/572	Zuniga Erraz, E.	Chile

#### GROUP 2

14/587	Gonzalez Suaste, F.	Mexico
15/596	Gubijan, I.	Yugoslavia
16/582	Houtzager, J. M. F.	Holland
17/536	In, Kang Whan	Korea
18/577	Kuivantaki, R. I.	Finland
19/578	Legrain, Pierre	France
20/583	Nemeth, I.	Hungary
21/584	Petiko, L.	Hungary
22/591	Soderkrist, E.	Sweden
23/585	Somnath, S.	India
24/586	Taddia, T.	Italy
25/576	Tammings, J. E. O.	Finland
26/592	Vatcis, T.	Turkey

The following qualified for the Final to be held at 3.30 p.m.

593	579	596
590	595	582
596	574	583
583	161'10 1/2"	591
595	176'1"	586
576	171'2"	576
590	173'9 1/2"	
593	172'4"	
596	169'9 1/2"	

11.0 A.M.

# LONG JUMP

QUALIFYING TRIALS

EVENT

2

LONGUEUR

LONGITUD

### Olympic Winners

Year	Name	Country	ft.	in.	m.	Year	Name	Country	ft.	in.	m.
1896	E. H. Clark	U.S.A.	20	10	6.35	1920	W. Petterson	Sweden	23	5 1/2	7.15
1900	A. C. Kraenzlein	U.S.A.	23	6 1/2	7.18	1924	D. H. Hubbard	U.S.A.	24	5	7.44
1904	M. Prinsein	U.S.A.	24	1	7.34	1928	E. B. Hamar	U.S.A.	25	4 1/2	7.73
1908	F. C. Irons	U.S.A.	24	6 1/2	7.48	1932	L. L. Gordon	U.S.A.	25	9 1/2	7.84
1912	A. L. Gutterson	U.S.A.	24	13 1/2	7.60	1936	J. Owens	U.S.A.	26	5 1/2	8.06

World Record : 26 ft. 8 1/2 in. 8.13 m. J. Owens (U.S.A.) Michigan, 1935.

Olympic Record : 26 ft. 5 1/2 in. 8.06 m. J. Owens (U.S.A.) Berlin, 1936.



Each competitor will have three attempts. The qualifying distance is 7.20 m. All competitors who attain this distance will take part in the Final. If less than 12 competitors attain 7.20 m. then the 12 best competitors qualify.

Individual attempts are shown on the small arena scoreboards. The number used is that printed in italics in front of the number worn by the competitor.

#### GROUP 1

1/445	Adamczyk, E.	Poland
2/440	Adedoyin, A. F.	Great Britain
3/418	Aguirre Martin, J. S.	Mexico
4/441	Askew, H. E.	Great Britain
5/433	Avery, G. G.	Australia
6/404	Brucc, T.	Australia
7/412	Damico, G. E.	France
8/446	Douglas, H. P.	U.S.A.
9/439	Fikejz, J.	Czech
10/437	Fournier, L. J.	Canada
11/444	Kim, Wun Kwun	Korea
12/432	Kistenmacher, E. A.	Argentina
13/ 37	Marinis, C.	Greece

#### GROUP 2

14/405	Mullins, P. M.	Australia
15/435	Oliveira, G.	Brazil
16/ 20	Parry, J. C.	Canada
17/438	Peiris, G. D.	Ceylon
18/446	Pereira Dias Cachulo, A.	Portugal
19/443	Singh, B.	India
20/449	Steele, W. S.	U.S.A.
21/447	Studer, J. E.	Switzerland
22/436	Thompson, C. C. P. O.	Br. Guiana
23/ 47	Thorvaldsson, Finnbjorn	Iceland
24/ 32	Valmy, R. C.	France
25/442	Whittle, H.	Great Britain
26/450	Wright, L. C.	U.S.A.
27/434	Wurth, Felix	Austria

The following qualified for the Final to be held at 4.45 p.m.

404	445
448	440
449	441
450	412
443	432
437	447

11.0 A.M.

EVENT

3

POLE VAULT  
QUALIFYING TRIALS

SAUT A LA PERCHE SALTO CON PERTIGA

Olympic Winners

Year	Name	Country	ft.	in.	m.	Year	Name	Country	ft.	in.	m.
1895	W. W. Hoyt	U.S.A.	10	9 1/2	3.30	1912	H. S. Balcock	U.S.A.	12	11 1/2	3.95
1900	I. K. Baxter	U.S.A.	10	9 1/2	3.30	1920	F. K. Foss	U.S.A.	13	5	4.09
1904	C. E. Dvorak	U.S.A.	11	6	3.50	1924	L. S. Barnes	U.S.A.	12	11 1/2	3.95
1908	A. C. Gilbert	U.S.A.	12	2	3.71	1928	S. W. Carr	U.S.A.	13	9 1/2	4.20
	E. T. Cooke	U.S.A.				1932	W. W. Miller	U.S.A.	14	11	4.32
	1936	E. Meadows	U.S.A.	14	ft. 3 1/2 in.	4.35	m.				

World Record : 15 ft. 7 1/2 in. 4.77 m. C. Warner (U.S.A.) California, 1942  
 Olympic Record : 14 ft. 3 1/2 in. 4.35 m. E. Meadows (U.S.A.) Berlin, 1936.



The competition will begin at 3:00 m. and continue at 3:30 m., 3:50 m., and 4:00 m., 4:00 m. is the qualifying height. All competitors who clear this height will take part in the Final. If less than 12 competitors clear this height then the 12 best competitors qualify.

Individual attempts are shown on the small arena scoreboards. The number used is that printed in italics in front of the number worn by the competitor.

GROUP 1

GROUP 2

1/487 Akin, M.	Turkey	12/488	Morcom, A. R.	U.S.A.
2/478 Balafas, T.	Greece	13/473	Olenius, V. R.	Finland
3/481 Barbosa, Jose	Puerto Rico	14/489	Richards, R. E.	U.S.A.
4/476 Bouvet, Charles A.	France	15/486	Scheurer, A.	Switzerland
5/474 Breitman, Georges	France	16/475	Silton, Victor	France
6/479 Bryngeirsson, Torfi	Iceland	17/490	Smith, O. G.	U.S.A.
7/483 Goellers, H.	Sweden	18/482	Vicente, C. J. J.	Puerto Rico
8/480 Kaas, E.	Norway	19/477	Webster, F. R.	Great Britain
9/472 Kataja, E. O.	Finland	20/588	Ganoza, R. I.	Peru
10/484 Lindberg, A.	Sweden	21/589	Piqueras, S. J.	Peru
11/485 Lundberg, R.	Sweden			

The following qualified for the Final to be held at 2.30 p.m., August 2nd.

481	485
483	486
480	473
472	489
484	475
	490
	482

50 KILOMETRES ROAD WALK

START

50 KM MAKCHE 50,000 METROS MARCHAR

1.15 P.M.


EVENT

4

Olympic Winners

1932 T. W. Green G.B. 4 h. 50 m. 20 sec. 1936 H. H. Whitlock G.B. 4 h. 30 m. 41.4 sec.

Olympic Record : 4 h. 30 m. 41.4 sec. H. H. Whitlock (Gt. Britain) Berlin, 1936.



COMPETITORS

393 Baarnaas, Per Olav	Norway	399 Jonssen, T. H.	Sweden
390 Bertolini, V.	Italy	389 Laszlo, G.	Hungary
397 Bjurstroem, R. K. D.	Sweden	398 Ljunggren, J. A.	Sweden
394 Bruun, Edgar Helge	Norway	387 Martineau	Great Britain
383 Caron, H. E.	France	385 Mazille, Pierre	France
391 Cascino, S.	Italy	392 Pretti, R.	Italy
401 Crosbie, E.	U.S.A.	370 Singha, S. S.	India
402 Deni, J. M.	U.S.A.	396 Villaplana Vargas, E.	Spain
400 Godel, Gaston G.	Switzerland	403 Weinecker, A. J.	U.S.A.
384 Hubert, Claude	France	388 Whitlock, G. B. R.	Great Britain
382 Ibanez, B.	Argentina	395 Winther, Gerhard	Norway
386 Johnson, T. L.	Great Britain		

Leaders at Intermediate Distance

10 km	Dst. 398	1st 394	2nd 388	3rd 387	Time 392
30 km	Dst. 398	1st 388	2nd 387	3rd 386	Time 394
40 km	Dst. 398	1st 386	2nd 400	3rd 387	Time 394
50 km	Dst. 398	1st	2nd	3rd	Time
60 km	Dst. 398	1st	2nd	3rd	Time
70 km	Dst. 398	1st	2nd	3rd	Time

2.30 P.M.

# THROWING THE JAVELIN

EVENT

5


WOMEN'S FINAL

JAVELOT (FEMMES)

JABALINA (DAMAS)

### Olympic Winners

1932 M. Didrikson U.S.A.	ft. in. m.	143 4 43.68	1936 T. Fleischer Germany	ft. in. m.	148 2 45.18
World Record :	154 ft. 4 1/2 in.	47.24 m.	A. Steinheuer (Germany)	Frankfurt, 1942.	
Olympic Record :	148 ft. 2 1/2 in.	45.18 m.	T. Fleischer (Germany)	Berlin, 1936	



Individual attempts are shown on the small arena scoreboards. The number used is that printed in italics in front of the number worn by the competitor.

### COMPETITORS

11803 Almqvist, J.	Sweden	11739 Mantei, T. A.	U.S.A.
21791 Baume, H.	Austria	11760 Parviainen, K. V.	Finland
31797 Clarke, G. M.	Great Britain	11794 Saelys, N. A. E.	Belgium
41796 Carlstedt, L. M. 1	Denmark	11793 Slattefer, P.	Austria
51799 Danmiers, E.	Holland	11792 Schilling, G.	Austria
61788 Dodson, D. 1	U.S.A.	11802 Sinoracka, M.	Poland
71795 Ingrova, D.	Czech	11801 Teunissen-Waalboer, J. E.	Holland
81800 Koning, J.	Holland	11771 Zwicknapp-Mello de Preiss, I. V.	Holland
91798 Long, M. K. R.	Great Britain		Argentina

### OLYMPIC CHAMPIONS 1948

1st	H. Baume, Austria	1169 ft. 6 in.
2nd	Parviainen, Finland	1163 ft. 8 in.
3rd	Carlstedt, Denmark	1138 ft. 0 1/2 in.
4th	Dodson, U.S.A.	1137 ft. 7 1/2 in.
5th	Waalboer, Holland	1134 ft. 3 in.
6th	Koning, Holland	1132 ft. 3 1/2 in.

# 100 METRES

SEMI-FINALS

100 METRES

100 metres = 109 3/8 yds.

100 METRES

2.30 P.M.

EVENT

6

### Olympic Winners

1896 T. E. Burke U.S.A.	12.0 sec.	1920 C. W. Paddock U.S.A.	10.8 sec.
1900 F. W. Jarvis U.S.A.	10.8 sec.	1924 H. M. Abrahams Gt. Britain	10.6 sec.
1904 A. Hahn U.S.A.	11.0 sec.	1928 P. Williams Canada	10.8 sec.
1908 R. E. Walker S. Africa	10.8 sec.	1932 B. Tolan U.S.A.	10.3 sec.
1912 R. C. Craig U.S.A.	10.8 sec.	1936 J. Owens U.S.A.	10.3 sec.

World Record : { 10.2 sec. J. Owens (U.S.A.) Chicago, 1930.  
 { 10.2 sec. H. Davis (U.S.A.) California, 1941.  
 Olympic Record : 10.3 sec. J. Owens (U.S.A.) Berlin, 1936.



The first three in each heat will compete in the Final (Event 11)

### HEAT 1

69 Dillard, H.	U.S.A.
70 Ewell, H. N.	U.S.A.
36 McCorquodale, A. A.	Great Britain
72 Lopez Testa, J. J.	Uruguay
4 Bartram, J. L.	Australia
5 Curotta, M. J.	Australia

1st	69	Time 10.5 sec.
2nd	70	Time 10.5 sec.
3rd	36	Time 10.7 sec.

### HEAT 2

71 Patton, M. E.	U.S.A.
57 Labach, Lloyd B. 3	Panama
6 Treloar, J. F.	Australia
35 Macdonald-Bailey, E.	Gt. Britain
25 Fortun Chacon, Rafael	Cuba
34 Jones, K. J.	Great Britain

1st	71	Time 10.4 sec.
2nd	57	Time 10.5 sec.
3rd	35	Time 10.6 sec.

### FINAL at 3.45 p.m. (Event 11).

1st	69	Time 10.3 sec.	4th	36	Time..... sec.
2nd	70	Time 10.4 sec.	5th	71	Time..... sec.
3rd	57	Time 10.6 sec.	6th	35	Time..... sec.

### OLYMPIC CHAMPIONS 1948

1st	69	Time 10.3 sec.	4th	36	Time..... sec.
2nd	70	Time 10.4 sec.	5th	71	Time..... sec.
3rd	57	Time 10.6 sec.	6th	35	Time..... sec.

2.45 P.M.

EVENT

7

# 100 METRES WOMEN FIRST ROUND

100 METRES (FEMMES) 100 METROS (DAMAS)  
100 metres = 109.3 yds.

### Olympic Winners

1928 E. Robinson U.S.A. 12.2 sec. 1932 S. Walasiewicz Poland 11.9 sec.  
1936 H. H. Stephens U.S.A. 11.5 sec.

World Record : 11.5 sec. H. H. Stephens (U.S.A.) Berlin, 1936.  
Olympic Record : 11.5 sec. H. H. Stephens (U.S.A.) Berlin, 1936.



The first two in each heat will compete in the Semi-Finals on August 2nd.

#### HEAT 1

- 4-692 Blasckers-Koen, F. E. Holland
- 2-669 Oberbreyer, Maria Austria
- 1-667 McKinnon, B. L. Australia
- 3-680 Myers, V. Canada
- 5-696 Martin, J. Hungary

1st 692 Time 12.0 sec.  
2nd 680 Time 12.5 sec.  
3rd 667 Time 12.7 sec.

#### HEAT 3

- 5-690 Jordan, W. S. Great Britain
- 3-681 Kretschmer de Buccicardi, B. Chile
- 2-666 King, J. A. Australia
- 4-685 Lovso, Nielsen, G. V. Denmark
- 1-707 Patterson, A. U.S.A.

1st 685 Time 12.6 sec.  
2nd 696 Time 12.7 sec.  
3rd 707 Time 12.8 sec.

#### HEAT 2

- 4-668 Strickland, S. B. Australia
- 2-665 Simonetto de Portela, N. Argentina
- 1-677 Souza Oliveira, B. Brazil
- 3-684 Niclsen, Birthe, Denmark
- 5-703 Decker, M. Luxembourg

1st 668 Time 12.4 sec.  
2nd 684 Time 12.9 sec.  
3rd 665 Time 13.1 sec.

#### HEAT 4

- 686 Canrla, L. France
- 4-699 Evelyn, M. S. Jamaica
- 1-678 Cheater, M. M. Canada
- 3-705 Rohh, D. South Africa
- 2-708 Walker, M. E. U.S.A.

1st 702 Time 12.4 sec.  
2nd 908 Time 12.4 sec.  
3rd 708 Time 12.8 sec.

## 100 METRES WOMEN—continued

#### HEAT 5

- 3-709 Young, L. U.S.A.
- 1-689 Batter, D. M. Great Britain
- 4-676 Clara Müller, E. Brazil
- 2-695 Bairand, L. F. Hungary
- 2-701 Russell, K. M. Jamaica

1st 689 Time 12.6 sec.  
2nd 701 Time 12.9 sec.  
3rd 709 Time 13.0 sec.

#### HEAT 7

- 688 Sprecher, L. France
- 1-682 Sincero, O. Czech.
- 2-675 Cardoso de Menezes, H. Brazil
- 3-683 Bergendorff, B. Denmark
- 4-706 Teoman, U. Turkey

1st 682 Time 13.4 sec.  
2nd 683 Time 12.6 sec.  
3rd 675 Time 13.2 sec.

#### HEAT 6

- 697 Varga, Z. S. Hungary
- 1-691 Manley, D. G. Great Britain
- 2-674 Lighthour, P. M. Bermuda
- 700 Phipps, C. L. Jamaica
- 672 Renard, M. T. Belgium

1st 691 Time 12.1 sec.  
2nd 674 Time 13.0 sec.  
3rd 902 Time 13.6 sec.

#### HEAT 8

- 4-698 Taglidiferri, L. A. Italy
- 2-670 Pavlousek, G. Austria
- 3-673 Edness, P. A. Bermuda
- 3-694 Stad-de Jong, X. Holland
- 710 Butia Yugoslavia

1st 698 Time 12.8 sec.  
2nd 694 Time 12.9 sec.  
3rd 673 Time 13.6 sec.

#### HEAT 9

- 5-693 De Jongh, Grietje Holland
- 3-671 Steurer, Elfriede Austria
- 2-679 Jones, P. Canada
- 2-937 687 Moussier, J. France
- 4-704 Paulsen, L. Norway

1st 679 Time 12.7 sec.  
2nd 673 Time 12.9 sec.  
3rd 937 Time 12.9 sec.

#### OFFICIALS OF 50 KM. ROAD WALK

Senior Controller W. J. Pepper	Control Points Staff E. Kennell	C. B. Hill H. Phipps W. P. Pearson	H. Parker C. R. Smith J. Tucker
Controller A. A. Hatley	Transport Marshal W. Holliman	E. H. Neville Records W. Batson	J. W. Woolridge
Sector Officers A. D. MueSweeney	Officers G. G. Swan W. J. Harris	T. C. Reynolds E. J. Chappell C. Nuttall	Road Walking Judges H. Evans
H. W. Kemp	H. C. Brummell A. S. Pirie C. Leslie	C. E. Blewitt J. Smith G. N. White	G. R. Goodwin R. C. Mawbey W. J. Palmer
H. H. Whitlock	Timekeepers (Course) S. Astby	A. E. Parry S. Howard J. E. Miller E. C. Parlier	E. Parslow Grayson Stone Reserves J. B. Belchamber G. F. McConbe

3.15 P.M.

EVENT

8

# 800 METRES

SEMI-FINAL

800 metres = 2 Laps = 874.9 yards

### Olympic Winners

1896 E. H. Flack	Australia	2 min. 11 sec.	1920 A. G. Hill	G.B.	1 min. 53.4 sec.
1900 A. J. Tysoc	G.B.	2 min. 1.2 sec.	1924 D. G. A. Lowe	G.B.	1 min. 52.4 sec.
1904 J. D. Lightbody	U.S.A.	1 min. 56 sec.	1928 D. G. A. Lowe	G.B.	1 min. 51.8 sec.
1908 M. W. Sheppard	U.S.A.	1 min. 52.8 sec.	1932 T. Hampson	G.B.	1 min. 49.8 sec.
1912 J. E. Meredith	U.S.A.	1 min. 51.9 sec.	1936 J. Woodruff	U.S.A.	1 min. 52.9 sec.

World Record : 1 min. 46.6 sec. R. Harbig (Germany) Milan, 1939.  
 Olympic Record : 1 min. 49.8 sec. T. Hampson (Gt. Britain) Los Angeles, 1932.



The first three in each heat will compete in the Final on Monday, August 2nd.

### COMPETITORS

HEAT 1		HEAT 2	
136 Whitfield, M. G.	U.S.A.	164 Bengtsson, I.	Sweden
151 Hanssens, Marcel	France	124 Haccris, Douglas M.	New Zealand
155 Parlett, H. J.	Great Britain	173 Chambers, R. D.	U.S.A.
161 Barthel, J.	Luxembourg	122 Wint, A. S.	Jamaica
166 Streuli, Hans Albert	Switzerland	148 Winter, V.	Czech.
125 Vade, B.	Norway	156 Tarraway, H. G.	Great Britain
143 Brys, J.	Belgium	153 Mayordoue, G.	France
167 Volkner, Karl R.	Switzerland	95 Ramsay, John William	Australia
1st 131 Time 1 min 0.5 sec.		1st 164 Time 1 min 31.1 sec.	
2nd 136 Time min 5.7 sec.		2nd 122 Time min 5.7 sec.	
3rd 155 Time min 2.7 sec.		3rd 173 Time min 2.7 sec.	
4th 161 Time min 2.6 sec.		4th 153 Time min 2.7 sec.	

### HEAT 3

165 Ljunggren, O.	Sweden
106 Halst Sorenson, N.	Denmark
172 Barten, H. O.	U.S.A.
158 de Ruyter, F. A.	Holland
152 Cheid'hotel, R. C. H.	France
146 Hutchins, J. W. M.	Canada
144 Rosier, R.	Belgium
157 White, C. T.	Great Britain
1st 132 Time 1 min 1.7 sec.	
2nd 152 Time 1 min 2.2 sec.	
3rd 106 Time min 2.4 sec.	
4th 165 Time min 2.5 sec.	

# 400 METRES HURDLES

FINAL

400 METRES HAIES 400 METROS VALLAS  
 400 metres = 1 lap = 437.4 yds.

3.30 P.M.

EVENT

9

### Olympic Winners

1900 J. W. H. Tewkesbury	U.S.A.	57.6 sec.	1924 F. M. Taylor	U.S.A.	52.6 sec.
1904 H. L. Hillman	U.S.A.	53.0 sec.	1928 Lord Burghley	Gt. Britain	53.4 sec.
1908 C. J. Bacon	U.S.A.	55.0 sec.	1932 R. M. N. Tisdall	Ire	51.8 sec.
1920 F. P. Loomis	U.S.A.	54.0 sec.	1936 G. F. Hardin	U.S.A.	52.0 sec.

World Record : 50.6 sec. G. Hardin (U.S.A.) Sweden, 1934.  
 Olympic Record : 52.0 sec. G. Hardin (U.S.A.) Los Angeles, 1932.

339 Cochran, R. B.	U.S.A.	327 Cros, Yves L.	France
128 Larsson, R.	Sweden	338 Ault, R. R.	U.S.A.
331 Missoni, O.	Italy	22 White, Duncan	Ceylon

### OLYMPIC CHAMPIONS 1948

1sts 339 Time 27.1 sec.	4th 338 Time 28.4 sec.
2nd 22 Time 31.8 sec.	5th 327 Time 33.3 sec.
3rd 128 Time 32.2 sec.	6th 331 Time 38.0 sec.

# THROWING THE HAMMER

FINAL

MARTEAU MARTILLO

3.30 P.M.

EVENT

10

(For previous winners and records, see Event 1.)

The following qualified for the Final.

543 Bennett USA	545 Fellen USA	583 Hungary
579 Clarke GB	576 Ericson Finland	591 Sweden
574 Dwyer USA	576 S. JS	586 Italy
570 Ericson Sweden	582 Holland	576 Finland

### OLYMPIC CHAMPIONS 1948


1st Naush (Hungary)	m. 83.3	ft. 11 1/4	in.
2nd Gerdjan JS	m. 77.8	ft. 0 1/2	in.
3rd Bennett USA	m. 87.6	ft. 2 1/4	in.
4th Feltus USA	m. 87.6	ft. 0 1/2	in.
5th Ericson Finland	m. 87.4	ft. 1 1/2	in.
6th Ericson Sweden	m. 87.3	ft. 10	in.



**4.0 P.M.**  
**EVENT 12**  
**5,000 METRES**  
**HEATS**  
5,000 METRES

*Olympic Winners*

1912 H. Kolehmainen Finland 14 m. 36.6 sec.	1928 V. Ritola Finland 14 m. 38.0 sec.
1920 J. Guillemot France 14 m. 55.6 sec.	1932 L. Lehtinen Finland 14 m. 30.0 sec.
1924 P. Nurmi Finland 14 m. 31.2 sec.	1936 G. Hockert Finland 14 m. 22.2 sec.
World Record : 13 min. 58.2 sec. Gunder Hagg (Sweden) Gothenburg, 1942.	Olympic Record : 14 min. 22.2 sec. G. Hockert (Finland) Berlin, 1936.



The first three in each heat qualify for the final on August 2nd.

HEAT 1		HEAT 2	
226 Nyberg, E. Sweden	203 Zatopek, E. Czech	224 Ahliden, E. Sweden	221 Stokken, M. Norway
207 Koskela, V. Finland	221 Stokken, M. Norway	208 Makela, V. I. Finland	210 Pouzioux, M. France
204 Poulsen, A. B. Denmark	210 Pouzioux, M. France	213 Lucas, W. E. Great Britain	215 Mayrpostolos, B. Greece
211 Vernier, J. France	213 Lucas, W. E. Great Britain	217 Shim, Bok Suk Korea	223 Rojo Sagredo, G. Spain
232 Stone, C. C. U.S.A.	215 Mayrpostolos, B. Greece	229 Oszman, M. Turkey	230 Robinson, C. F. U.S.A.
216 Lataster, J. Holland	217 Shim, Bok Suk Korea		
176 Salmon, C. W. Canada	223 Rojo Sagredo, G. Spain		
181 Barry, J. J. Eire	229 Oszman, M. Turkey		
212 Braughton, J. Great Britain	230 Robinson, C. F. U.S.A.		
219 Nelson, Harold New Zealand			
222 Miranda Justo, C. Spain			
228 Ramjohn, M. L. Trinidad			
201 Van de Wattynne, M. Belgium			

1st 226 Time 14 min 28.2 sec.	1st 224 Time 14 min 34.2 sec.
2nd 207 Time min 33.3 sec.	2nd 203 Time min 34.4 sec.
3rd 232 Time min 34.6 sec.	3rd 208 Time min 35.8 sec.
4th 201 Time 15 min 14.2 sec.	4th 221 Time 15 min 48.9 sec.
5th 211 Time min 37.8 sec.	5th 210 Time min 38.8 sec.
219	225 19.0

**HEAT 3**

175 Reiff, G. Belgium	205 Egan, M. Eire
206 Perala, H. A. Finland	189 Slijkhuys, W. F. Holland
225 Albertsson, B. Sweden	218 Alarcon, E. Mexico
209 Mimoun-O-Kacha, Alain "	220 Kjersem, J. Norway
214 Oiney, H. A. Great Britain	227 Gunther, Ernst Switzerland
200 Bralo, R. A. Argentina	231 Thompson, J. S. U.S.A.

1st 188 Time 15 min 18.8 sec.	3rd 225 Time min 38.8 sec.
2nd 175 Time min 20.0 sec.	4th 206 Time min 38.8 sec.
5th 231 Time min 38.4 sec.	
209 14 44.2	

**LONG JUMP**  
**FINAL**

LONGUEUR LONGITUD

4.45 P.M.

**EVENT 13**

(For qualifying trials, previous winners and records, see Event 2.)

The following qualified for the Final.

445 Poland	412 Fr	449 USA
440 Canada GB	448 USA	442 Canada GB
441 Austria GB	432 Argentina	450 USA
444 Australia	443 India	434 Australia

**OLYMPIC CHAMPIONS 1948**

1st WS Heala USA 7.825 m. 25 ft 8 in.
2nd T Bruce Australia m. 24 ft 9 in.
3rd Douglas USA m. 24 ft 9 in.
4th Wangil USA m. 24 ft 5 in.
5th Cadedupa GB m. 23 ft 10 in.
6th Rummie Fr m. 23 ft 2 in.

**50 KILOMETRES ROAD WALK**  
**FINISH**

5.30 P.M.

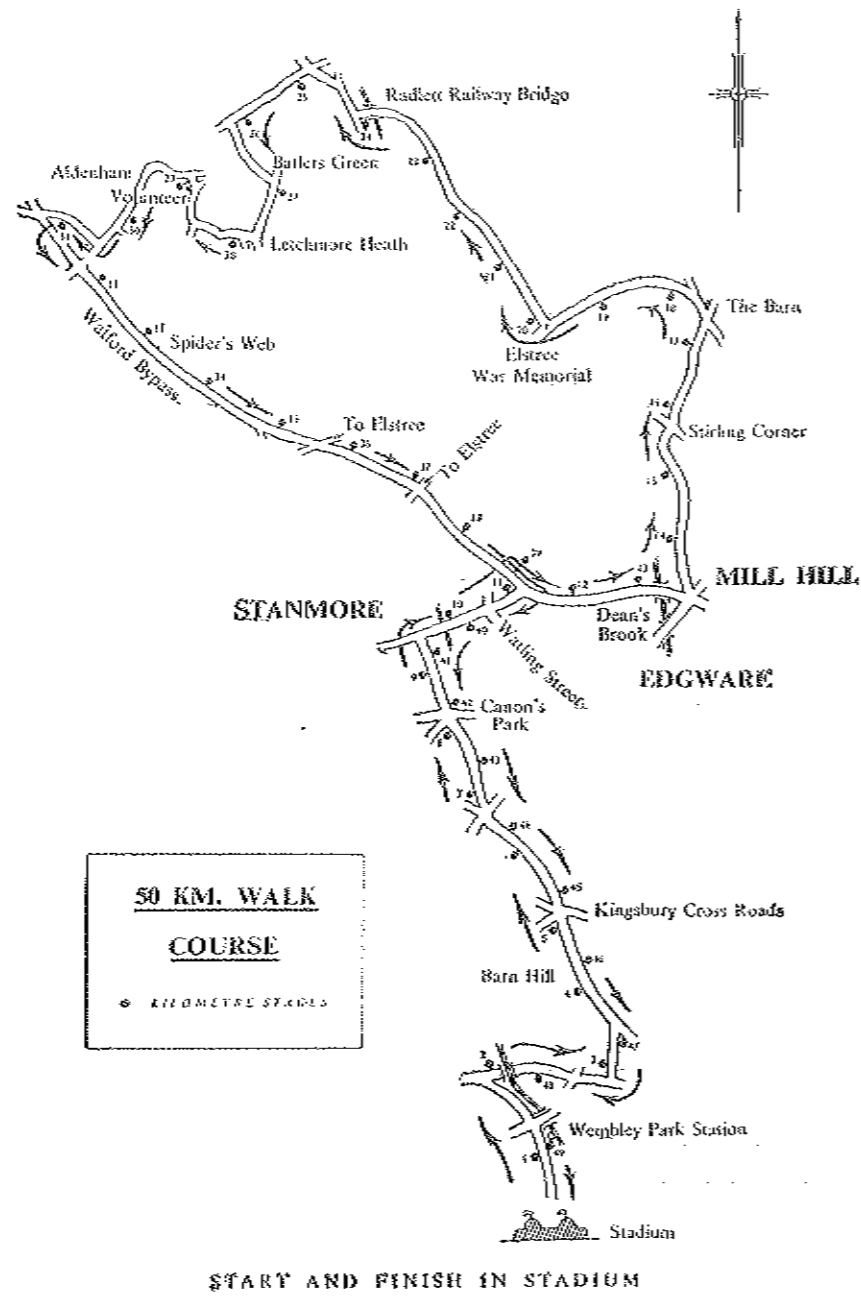
**EVENT 14**

50 KM MARCHÉ 50,000 METROS MARCHAR

(For previous winners and records, see Event 5.)

**OLYMPIC CHAMPIONS 1948**

1st 238 Sweden Time hrs. 1.1 min. 52 sec.
2nd Cadet Italy Time hrs. 1.5 min. 17 sec.
3rd Johnson GB Time hrs. min. 31 sec.
4th Hansen Norway Time hrs. 1.3 min. 18 sec.
5th Karlsson GB Time hrs. min. 58 sec.
6th Gustafsson Sweden Time hrs. 1.6 min. 43 sec.



### TRANSPORT SERVICES TO SPORTS VENUES

Venue	London Transport	British Railways	Bus	Tram and Trolleybus	Green Line Coach
Empire Stadium & Empire Pool, Wembley	Wembley Park — (Metropolitan Line or Bakerloo Line)	Wembley Stadium or Wembley Hill — from Marylebone Wembley — from Euston or Baker Street	8, 16, 18, 46, 72, 72A, 79, 83, 83A, 92, 92A	662	703 alight at Wembley Hill Road.
Harringay Arena	Manor House (Piccadilly Line)	Harringay Park — trains from St. Pancras Harringay — trains from Kings Cross	29	33, 52, 62, 623, 627, 629, 641, 653, 659, 679	715 alight at the Stadium, 718 alight at Manor House.
Polytechnic (Grove Park) Chiswick	Turnham Green (District Line) thence Bus 55	Chiswick — trains from Waterloo	27, 27A, 27B, 55, 91, 111	655, 657, 667	704 & 705 to Chiswick Empire. Thence by Bus 55.
Guinness Sports Club (Park Royal)	Park Royal (Piccadilly Line) Hangar Lane (Central Line)		12, 17, 72, 72A, 79, 83, 83A, 105, 112, 187	626, 660, 666	
Lyons' Sports Ground (Sudbury)	Sudbury Hill (Piccadilly Line)	Sudbury Hill — trains from Marylebone	92, 92A, 187	662 to Sudbury Town. Thence by 92, 92A, 187 bus	703 alight at Sudbury "The Swan." Thence by bus 92 or 92A.
Finchley Open Air Swimming Pool	East Finchley (Northern Line) Thence trolleybus		112	517, 609, 617, 521, 621	727 alight at E. Finchley, Squires Lane.
Horne Hill Cycle Track		Horne Hill — from Victoria or Holborn Viaduct. North Dulwich — trains from London Bridge.	2, 3, 37, 40, 68, 68A	33, 48, 78 to Horne Hill 56, 58, 60, 62, 84 to East Dulwich.	
Windsor Great Park		Windsor — trains from Paddington and Waterloo	81, 335, 353, 417, 441, 445, 457.		
Empress Hall, Earl's Court	Earl's Court (District or Piccadilly Line)		30, 74		704, 705, 718.

\* Weekdays only. † Sundays only. ‡ Saturdays only. § Weekday peak hours only. ¶ Weekday peak hours and Sundays p.m. only.

# OLYMPIC GAMES ART EXHIBITION

SPORT IN ART

July 15 to August 14 1948

## VICTORIA & ALBERT MUSEUM

Cromwell Road S.W.7  
(nearest station, South Kensington)

HOURS OF OPENING :

WEEKDAYS 10 a.m. to 6 p.m.

(Wednesdays & Saturdays to 10 p.m.)

SUNDAYS 2.30 p.m. to 6 p.m.

**Admission Daily 2/-**

(Reduced prices for Organised School Parties)

**Season Tickets 5/-**

Published by the Organising Committee for the XIVth Olympiad London 1948 (Copyright)  
Printed in England by McCorquodale & Co. Ltd., St. Thomas' Street, London, S.E. 1